

Classic & Contemporary
Kitchens



Portree Super Matt Fir Green



Contents

Glacier Range 4-25




Vinyl Range 26-43



Splashbacks 44



Handles 45-47





The Glacier range includes High Gloss Acrylic and PVC which are laminated to create the perfect gloss or super matt finish. Components are then edged using the latest laser and PUR technology.

Ideally suited for the sleek modern kitchen, bedroom or bathroom, this range has the flexibility to contrast finishes and textures, with made to measure sizes available.

High Gloss Colours



Cashmere




Dust Grey



Graphite




Indigo



Jasmine




Light Grey



Metallic Anthracite




Metallic Blue



Metallic Champagne




Parisian Blue




White

Super Matt Colours



Black



Cashmere



Dust Grey



Fir Green




Graphite



Indigo



Light Grey




Pale Cream




Parisian Blue




Reed Green



Rose White



Stone Grey



White



Glacier High Gloss White

Splashback colour: Clear
Handle: Brushed Brass Elan



Glacier High Gloss Jasmine

Splashback colour: Willow Green

Handle: Brushed Nickel Slim Square D



Glacier High Gloss Cashmere

Splashback colour: Truffle
Handle: Inox Edge Bow



Glacier High Gloss Dust Grey & Light Grey

Splashback colour: Saffron
Handle: Black Bar

Glacier High Gloss Graphite

Splashback colour: Red





Glacier High Gloss Parisian Blue

Splashback colour: Metallic Brass
Handle: Brushed Anthracite Edge Straight



Splashback colour:
Handle: ???

Glacier Super Matt Black

Splashback colour: Clear
Handle: Brushed Black Elan



Glacier Super Matt White

Splashback colour: Pacific Blue



Glacier Super Matt Light Grey


Splashback colour: Dust Grey




Glacier Super Matt Graphite

Splashback colour: Light Grey

Vinyl Colours & Door Styles



Cashmere Oak Dark Concrete Dust Grey Oak Graphite Oak Indigo Oak Ivory Oak Light Concrete




Light Grey Oak Lissa Oak Matt Mussel Mussel Oak Parisian Blue Oak Stone Grey Oak Super Matt Black



Super Matt Cashmere Super Matt Dust Grey Super Matt Fir Green Super Matt Graphite Super Matt Indigo Super Matt Light Grey Super Matt Onyx



Super Matt Pale Cream Super Matt Parisian Blue Super Matt Pebble Super Matt Reed Green Super Matt Rose White Super Matt Stone Grey Super Matt White



Super Matt White Grey White Oak White Text



Create your own door by choosing any style in any colour. With the benefit of made to measure sizes your kitchen will be truly bespoke.



Alnwick



Amble



Ascot



Ashford



Cathedral



Geneva



Glendale



Kielder



Lincoln



Malaga



Matfen




Melbury




Milo



Monaco



Portree



Premier



Scoop



Shaker



Sherwood



York



Portree
Super Matt
Reed Green

Handle: Gold Manor Bar



Matfen Light Grey Oak

Splashback colour: Graphite
Handle: Pewter Brixton



Alnwick Parisian Blue Oak

Splashback: Clear
Handles: Satin Brass Round Knob and Shell



Premier Dark & Light Concrete

Splashback: Toughened Mirror



Monaco Super Matt Indigo and Super Matt White Grey

Splashback colour: Dusty Pink

Handles: Inox Plato Knob and Plato Square



Glendale Super Matt White

Splashback colour: Metallic Silver
Handle: Brushed Nickel D



Sherwood Super Matt Pale Cream

Splashback colour: Metallic Rose Gold
Handle: Antique Copper Round Knob

Shaker Lissa Oak





Made from toughened glass, Splashbacks can be as simple as a square behind a hob or fully fitted to an exact shape, precision cut around sockets and extractor units.

With our wide range of standard colours, you will find a shade to


compliment every door in the range, or alternatively you can specify a match to the RAL colour chart.

Glass splashbacks provide the perfect finishing touch, adding style and practicality to both classic and contemporary kitchens.

Colours




Black



Cashmere



Coral



Duck Egg Blue




Dust Grey



Dusty Pink



Graphite



Jasmine



Light Grey



Metallic Brass



Metallic Rose Gold



Metallic Silver



Pacific Blue



Red



Saffron




Toughened Mirror



Truffle



Turquoise



White



Willow Green

Classic & Contemporary Handles

Round Knob

38mm diameter



Antique Copper



Satin Brass



Brushed Nickel



Chrome



Pewter

Rectangle Knob

L: 60mm x W: 35mm



Antique Copper



Satin Brass



Brushed Nickel



Chrome



Pewter

Shell

L: 125mm (96mm centres)



Antique Copper



Satin Brass



Brushed Nickel



Chrome



Pewter

D

L: 168mm (160mm centres)
L: 328mm (320mm centres)



Antique Copper



Satin Brass



Brushed Nickel



Chrome



Pewter

Brixton

215mm Length (160mm centres)



Antique Copper

Satin Brass

Brushed Nickel

Chrome

Pewter

Lany

175mm Length (160mm centres)



Antique Copper

Pewter

Black

Bar



Black Bar
L: 206mm (192mm centres)

T Bar Brushed Nickel
L: 226mm (156mm centres)
L: 387mm (327mm centres)

Bow T Bar
Brushed Nickel
L: 200mm (160mm centres)
L: 370mm (320mm centres)

Block Bar Brushed Nickel
L: 188mm Length (160mm centres)
L: 284mm Length (256mm centres)

Misc.



Chrome Crystal Knob
38mm diameter

Scoop (integrated)
L: 160mm

Slim Square D Handle
Brushed Nickel
L: 186mm (160mm centres)
L: 358mm (320mm centres)

Manor

Bar: 190mm length (128mm Centres) T Knob: 54mm x 14mm Round Knob: 30mm Diameter



Antique Brass

Gold

Plato Knob

42mm Diameter



Brushed Brass

Inox

Brushed Anthracite

Brushed Matt Black

Plato Square

170mm Length (160mm Centres)



Brushed Brass

Inox

Brushed Anthracite

Brushed Matt Black

Edge Straight

L: 200mm x 41mm



Brushed Rose Gold

Brushed Brass

Inox

Brushed Anthracite

Brushed Matt Black

Edge Bow

L: 200mm x 41mm



Inox

Elan

L: 200mm x 20mm
L: 1200mm x 20mm



Brushed Brass

Inox

Brushed Black

Classic & Contemporary
Kitchens

